
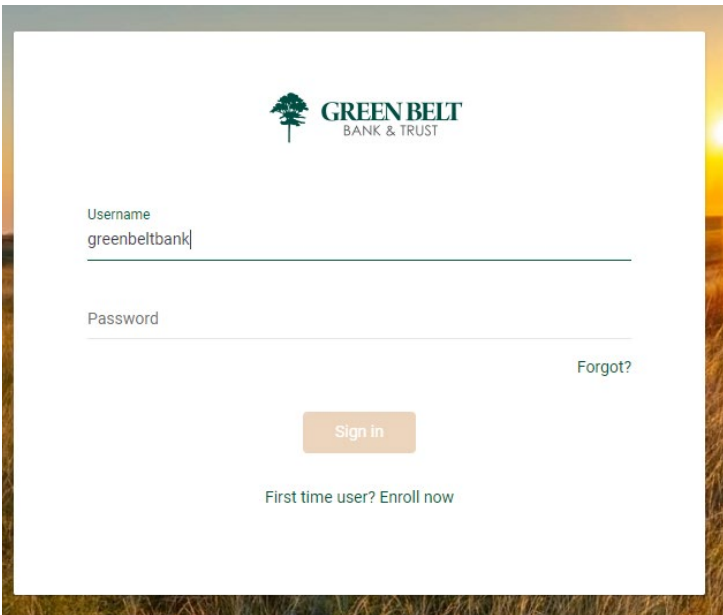


Logging into your online banking with 2 factor authentication

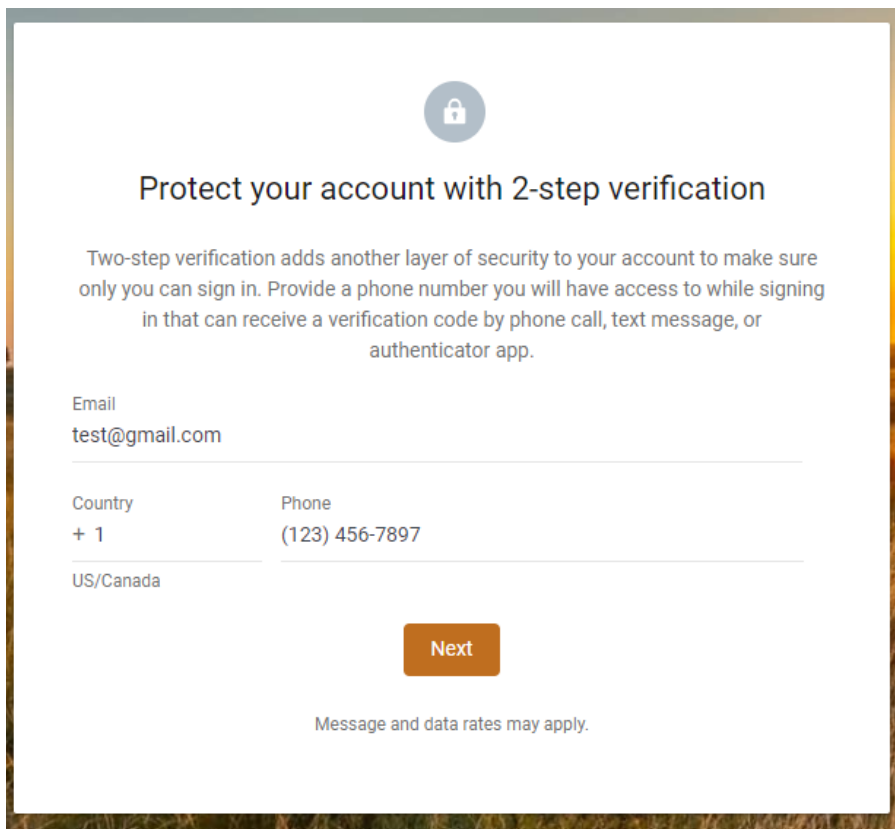
1. Go to www.greenbeltbank.com
2. **Enter** your username and **Click** sign in




3. **Enter** your password and **Click** sign in



4. **Enter** your email address and phone number, **Click** next.





Protect your account with 2-step verification

Two-step verification adds another layer of security to your account to make sure only you can sign in. Provide a phone number you will have access to while signing in that can receive a verification code by phone call, text message, or authenticator app.

Email
test@gmail.com

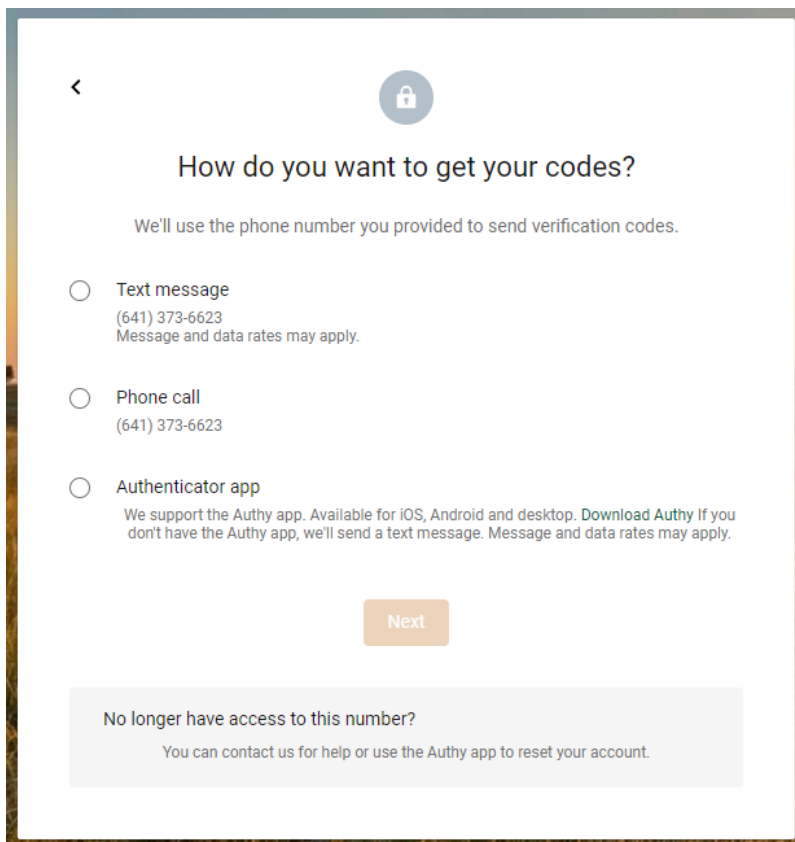
Country Phone
+ 1 (123) 456-7897



US/Canada

Next

Message and data rates may apply.

5. **Select** the delivery method you would like to receive the code, **Click** next.



How do you want to get your codes?

We'll use the phone number you provided to send verification codes.

Text message
(641) 373-6623
Message and data rates may apply.

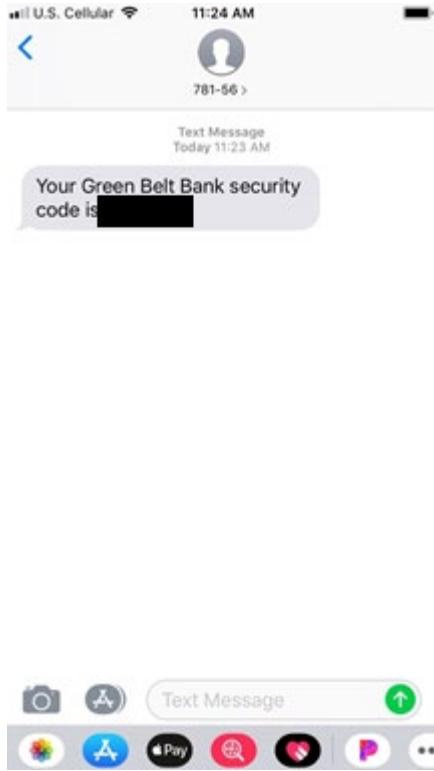
Phone call
(641) 373-6623

Authenticator app
We support the Authy app. Available for iOS, Android and desktop. Download Authy If you don't have the Authy app, we'll send a text message. Message and data rates may apply.

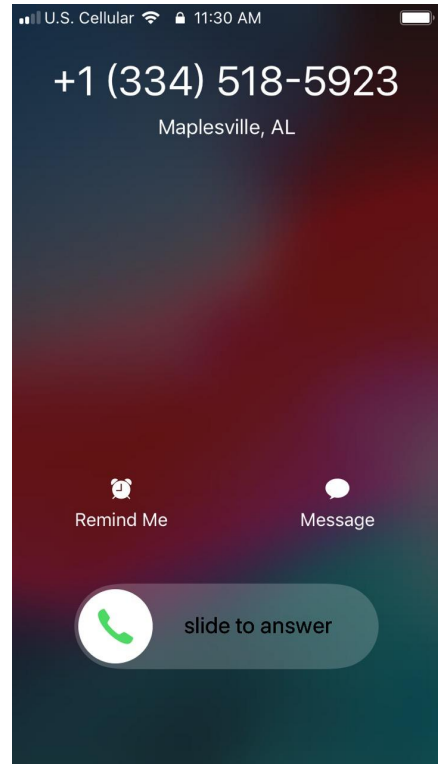
Next

No longer have access to this number?
You can contact us for help or use the Authy app to reset your account.

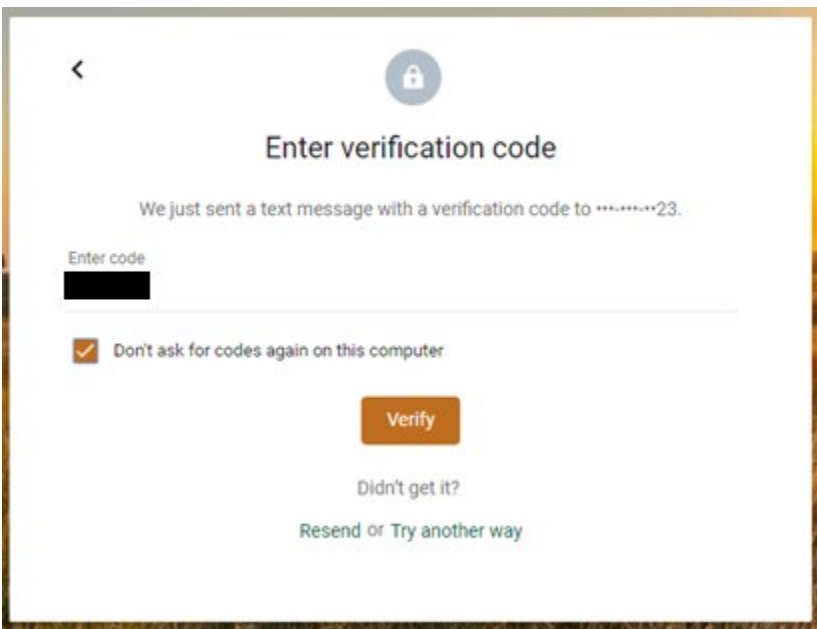
6. If you choose Text Message option you will Receive a text message similar to the one below.



- If you choose Phone Call you will receive a call From a number similar to the one below.



7. **Enter** the code, **Check** the box “don’t ask for codes again on this computer” **Click** verify



8. Click ok.



You're all set!

Two-step verification for your account is now enabled.

Ok